

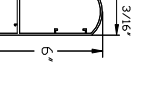
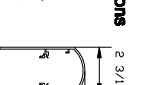
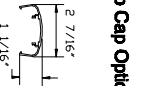
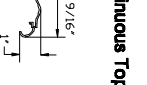
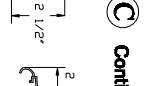
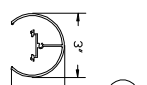
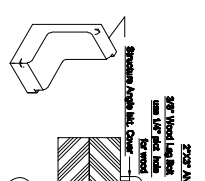
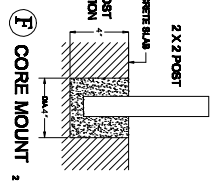

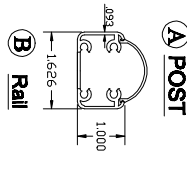
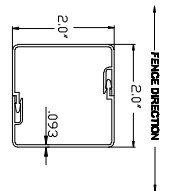
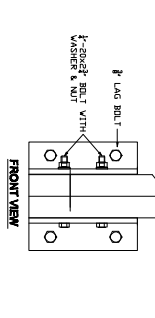
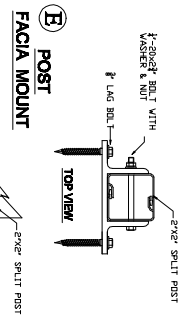
SEE DETAIL "E"
FOR FACIA MOUNT
SEE DETAIL "F"
FOR CORE MOUNT
SEE DETAIL "G"
FOR DECK MOUNT

ELEVATION
N.T.S.


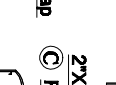
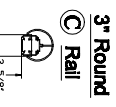
CABLE RAILING MERIDIAN E STYLE

GENERAL NOTES

1. ALL FENCE COMPONENTS SHALL BE AS MANUFACTURED BY SWEDGE LOCK ALUMINUM GREENVILLE SOUTH CAROLINA. INSTALLATION SHALL BE IN STRICT ACCORDANCE WITH MANUFACTURERS PLANS AND SPECIFICATIONS.
2. MATERIALS: EXTRUDED ALUMINUM 6063-T6 6061 T6 ALLOY AND TEMPER CONCRETE: 2,500 PSI PEA ROCK SACRETE OR EQUAL.
3. FINISH: ALL ALUMINUM MEMBERS TO RECEIVE AN ACRYLIC ESP FINISH.
4. OVERALL DIMENSIONS SHOWN ARE MANUFACTURERS STANDARD PRODUCTION SIZES.
5. SWEDGE LOCK FENCES MEET OR EXCEED ALL APPLICABLE REQUIREMENTS OF THE 2007 FLORIDA BUILDING CODE & 2009 LATEST SUPPLEMENT.



Continuous Top Cap Options



MADE IN
GREENVILLE
SOUTH CAROLINA
U.S.A.

Swedge Lock
Aluminum
Fence and Railing

211 Riverside Ct. Greenville, S.C. 29615
TEL: 888-754-2301 FAX: 888-518-1626