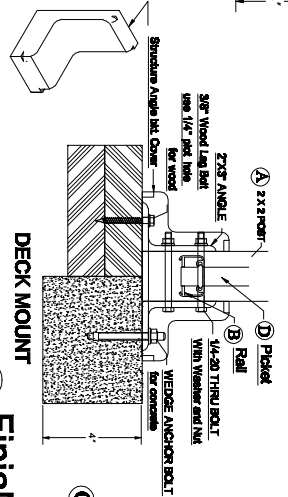
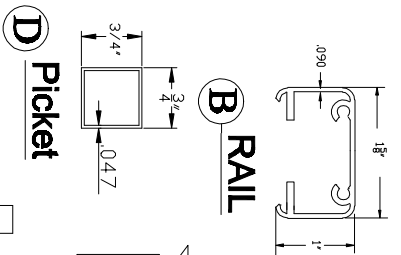
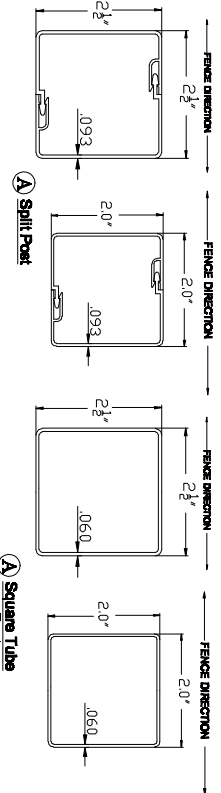


FENCE SECTION (MODEL B)

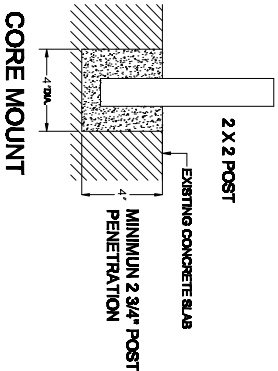
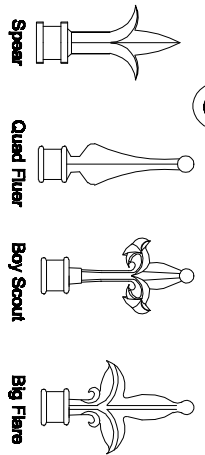
N.T.S.

GENERAL NOTES

1. ALL FENCE COMPONENTS SHALL BE AS MANUFACTURED BY SWEDGE LOCK ALUMINUM GREENVILLE SOUTH CAROLINA INSTALLATION SHALL BE IN STRICT ACCORDANCE WITH MANUFACTURERS PLANS AND SPECIFICATIONS.
2. MATERIALS: EXTRUDED ALUMINUM 6063-T6 ALLOY AND TAPERED CONCRETE: 2,500 PSI PEA ROCK SACRETTE OR EQUAL.
3. FINISH: ALL ALUMINUM MEMBERS TO RECEIVE AN ACRYLIC ESP FINISH.
4. OVERALL DIMENSIONS SHOWN ARE MANUFACTURERS STANDARD PRODUCTION SIZES.
5. SWEDGE LOCK FENCES MEET OR EXCEED ALL APPLICABLE REQUIREMENTS OF THE 2007 FLORIDA BUILDING CODE & 2008 LATEST SUPPLEMENT.



Finial Options



MADE IN U.S.A.

Swedge Lock
Aluminum
Fence and Railing

SWEDGE LOCK ALUMINUM, C
TEL: 888-754-2301 FAX: 888-316-4626