

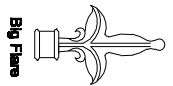
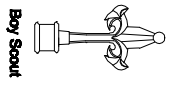
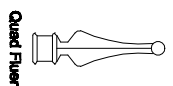
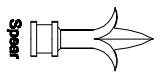
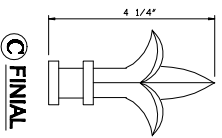
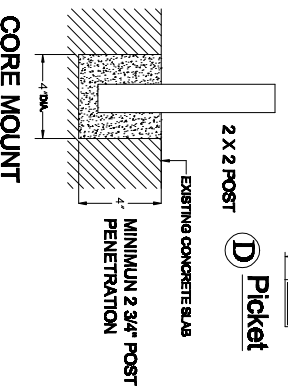
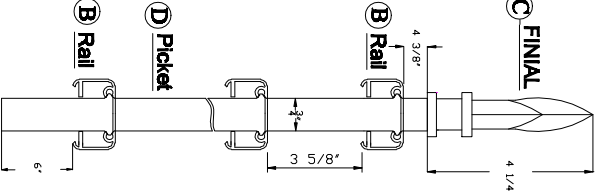
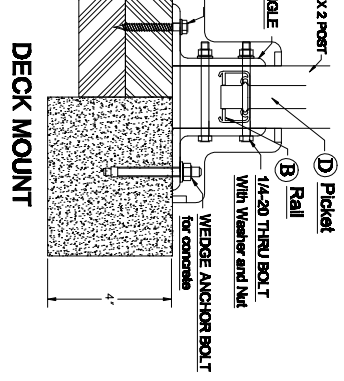
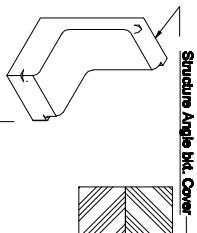
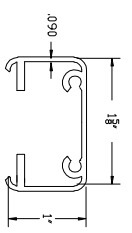
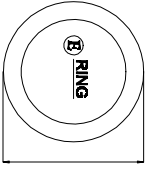
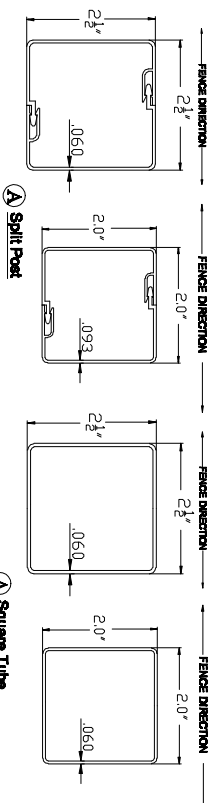
FENCE SECTION (MODEL F)

N.T.S.

GENERAL NOTES

1. ALL FENCE COMPONENTS SHALL BE AS MANUFACTURED BY SWEDGE LOCK ALUMINUM GREENVILLE SOUTH CAROLINA. INSTALLATION SHALL BE IN STRICT ACCORDANCE WITH MANUFACTURERS PLANS AND SPECIFICATIONS.
2. MATERIALS: EXTRUDED ALUMINUM 6063-T6 /6061 T6 ALLOY AND TEMPER CONCRETE: 2,500 PSI PEA ROCK SACRETE OR EQUAL.
3. FINISH: ALL ALUMINUM MEMBERS TO RECEIVE AN ANODIC ESP FINISH.
4. OVERALL DIMENSIONS SHOWN ARE MANUFACTURERS STANDARD PRODUCTION SIZES.
5. SWEDGE LOCK FENCES MEET OR EXCEED ALL APPLICABLE REQUIREMENTS OF THE 2007 FLORIDA BUILDING CODE & 2009 LATEST SUPPLEMENT.

*RINGS OPTIONAL



MADE IN U.S.A.

Swedge Lock
Aluminum
Fence and Railing

SWEDGE LOCK ALUMINUM, C
TEL: 888-754-2301 FAX: 888-316-4626