

SWEDGE LOCK

Fences, Railings and Gates

As strong as they are beautiful.

SwedgeLock all-aluminum fence products are built to be beautiful and built to last. From residential fencing to apartment and condominium complexes to offices, commercial and industrial campuses, SwedgeLock delivers performance and value that you won't find in any other fencing product.

To learn more about SwedgeLock – from our unique screw and bracket-free design to the entire range of standard and custom products and accessories, we invite you to visit us online at www.SwedgeLock.com, or to call us toll free at 888.754.2301.

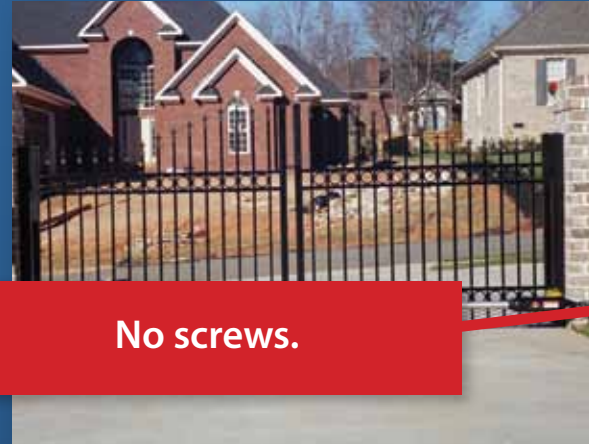
Choose the strength and beauty of

SWEDGE LOCK

Fences, Railings and Gates



Custom designs available.



No screws.



No brackets.



RESIDENTIAL

COMMERCIAL

INDUSTRIAL



American Owned and American Made

SWEDGE LOCK

211 Riverside Ct., Greer, SC 29650
864.469.0137 • 864.849.9028 Fax • 888.754.2301 Toll-Free

www.SwedgeLock.com

All-Aluminum Construction. Limited Lifetime Warranty.

Limited Lifetime Warranty SwedgeLock will repair or refinish any defect in manufacturer's finish, material or workmanship. This includes protection against peeling, shipping, corroding, cracking or blistering of the finish. This warranty is deemed invalid in the event of misuse, alteration, abuse or acts of God. See warranty for specific details. Warranty is non-transferrable.



SWEDGE LOCK

Built to be beautiful. Built to last.

Using a proprietary construction process that eliminates screws, brackets and the instability that comes with them, SwedgeLock Fencing is built to provide years of maintenance-free service – and look good doing it! With a variety of styles and finishes, SwedgeLock gives you the ability to achieve the look and long-term performance you want for your home, business or commercial property.

Professionally crafted, professionally installed and guaranteed to last, SwedgeLock is built to be the finest fence you'll ever buy.


SwedgeLock® Finishes



BLACK



WHITE



BRONZE




CUSTOM

Custom colors are available. Ask your representative for details.

SwedgeLock® Product Features

- Proprietary SwedgeLock construction
- No screws or brackets
- All-aluminum construction
- Sturdy 2" or 2-1/2" Fence Posts
- Heavy Duty 1"x1" Rails
- Classic 3/4" pickets
- Welded gates
- Custom gate designs available
- TRU-CLOSE hinges
- Standards Heights: 36", 42", 48", 60", 72"
Custom heights available including Cantilever, Estate, Lock Sets
- Standard installation up to 14 Degrees
(Up to 32 degrees with Rackable Rail)

Available Accessories



To view more accessories, visit SwedgeLock.com. For custom accessories, speak to your representative.

Fence



Rails




Gates



Standard fence styles - Custom designs available Pool style and doggie pickets available on all styles. To view railing styles, visit us online at SwedgeLock.com



Series 1000
Model A




Model B




Model E



Series 4000
Model A



Model B




Model C




Model E



Model F



Model G



Model J



Model K